

## Great Productivity



Large hopper capacity




Large sweeping path

## High Performance



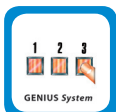
SLS (Self Levelling System) automatic main brush pressure control



Dust micro filtration



Dust flap for large debris collection



Pre-programmed working settings



Adjustable side brush rpm



### Technical data

### 1050 E

Max working width	Inches/mm	42"/1050 mm
Main brush width	Inches/mm	26"/650 mm
Productivity (at max speed)	Ft <sup>2</sup> /m <sup>2</sup> /h	67,810 Ft <sup>2</sup> /6300 m <sup>2</sup> /h
Dirt container volume	Gal/l	19 Gal/70 l
Noise Level	dB	63dB
Power supply		Battery 24V
Filter surface	Ft <sup>2</sup> /m <sup>2</sup>	44 Ft <sup>2</sup> /4 m <sup>2</sup>
Electric filter shaker		Automatic
Max speed	Mph/Km/h	4 Mph/6 Km/h
Weight (net)	Lbs/Kg	382 Lbs/173 Kg
Dimensions (LxWxH)	Inches/mm	56" x 33" x 45" 1400mm x 816mm x 1142mm

# Sweepers 1050



## Ergonomics, User Friendly



Easy to use control panel



Great working visibility



Automatic stop (by pedal release) in working mode



Manual low dump discharge system

## Low Maintenance Costs



Main brush replacement without tools



Dust filter replacement without tools



Self cleaning filter system



Automatic main brush lift in reverse


## Durability



Heavy duty chassis in fully coated steel



Maximum protection against impact



### SLS (Self Levelling System) automatic brush pressure control

System that adapts immediately the brush due to a special shock absorber. The actuator moves only in case brush adapting requirements are higher.

#### The system allows the brush to:

- immediately and constantly follow all types of surfaces
- self adjust brush pressure until the brush is completely worn out.

No need to check brush wear as brush replacement is indicated automatically on control panel display.



### Pre-programmed working settings

3 independent programs allow best settings for all types of applications.

Filter shaker can be operated at any time. Each program can be fully personalized.



### Hand assisted low dump discharge system

Light weight high density polypropylene hopper complete with handles and wheels for easy transportation and dumping.

Sales and Service Provided By:

[www.controlledairtdesign.com](http://www.controlledairtdesign.com)

919 607 6765

[sales@controlledairdesign.com](mailto:sales@controlledairdesign.com)